



**Site Usage**

 **11,318 Visits**


Previous: 8,290 (36.53%)

 **33.09% Bounce Rate**


Previous: 34.66% (-4.52%)

 **65,784 Pageviews**

Previous: 42,922 (53.26%)

 **00:08:38 Avg. Time on Site**

Previous: 00:07:37 (13.27%)

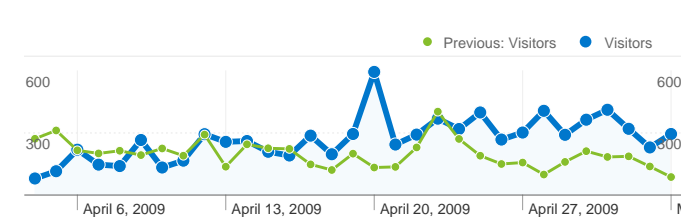
 **5.81 Pages/Visit**

Previous: 5.18 (12.26%)

 **41.59% % New Visits**

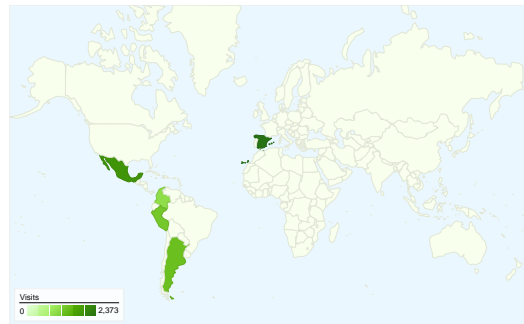
Previous: 43.78% (-5.00%)

**Visitors Overview**

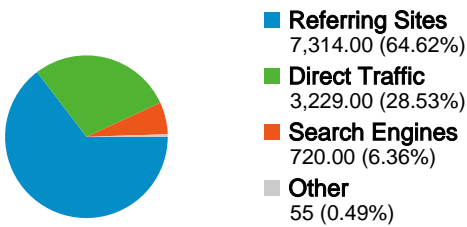


**Visitors**  
**5,363**

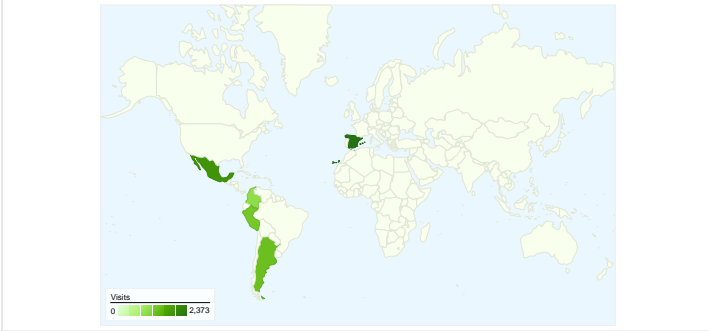
**Map Overlay world**



**Traffic Sources Overview**



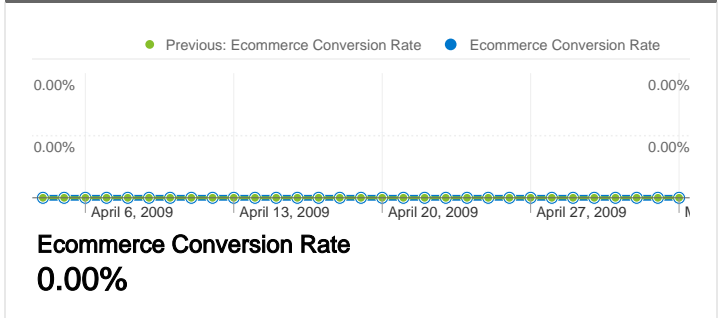
### Map Overlay world

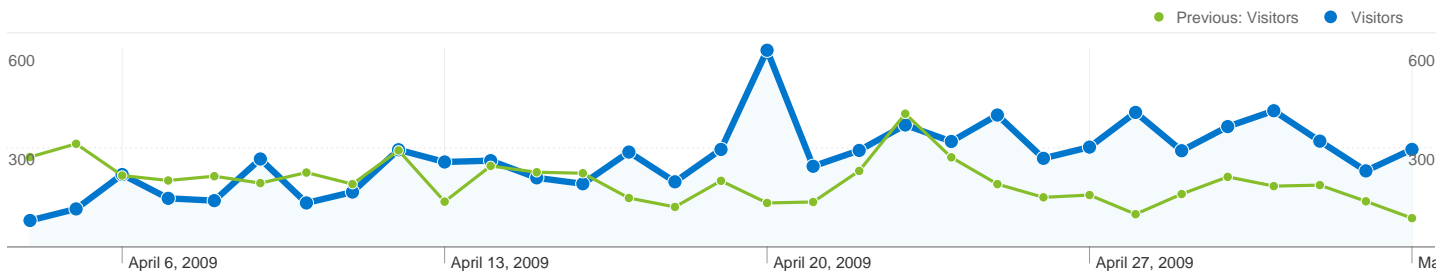


### Content Overview

Pages	Pageviews	% Pageviews
<b>/index.html</b>		
Apr 4, 2009 - May 4, 2009	5,462	8.30%
Mar 4, 2009 - Apr 3, 2009	4,326	10.08%
% Change	26.26%	-17.62%
<b>/profiles/message/listInbox</b>		
Apr 4, 2009 - May 4, 2009	1,914	2.91%
Mar 4, 2009 - Apr 3, 2009	1,246	2.90%
% Change	53.61%	0.23%
<b>/profiles/members/index.html</b>		
Apr 4, 2009 - May 4, 2009	1,478	2.25%
Mar 4, 2009 - Apr 3, 2009	1,341	3.12%
% Change	10.22%	-28.09%
<b>/main/invitation/new?sent=1</b>		
Apr 4, 2009 - May 4, 2009	949	1.44%
Mar 4, 2009 - Apr 3, 2009	627	1.46%
% Change	51.36%	-1.25%
<b>/profiles/friendrequest/listReceived</b>		
Apr 4, 2009 - May 4, 2009	762	1.16%
Mar 4, 2009 - Apr 3, 2009	597	1.39%
% Change	27.64%	-16.72%

### Ecommerce Overview






## 5,363 people visited this site

 **11,318 Visits**

Previous: 8,290 (36.53%)

 **5,363 Absolute Unique Visitors**

Previous: 4,215 (27.24%)

 **65,784 Pageviews**

Previous: 42,922 (53.26%)

 **5.81 Average Pageviews**

Previous: 5.18 (12.26%)

 **00:08:38 Time on Site**

Previous: 00:07:37 (13.27%)

 **33.09% Bounce Rate**

Previous: 34.66% (-4.52%)

 **41.59% New Visits**

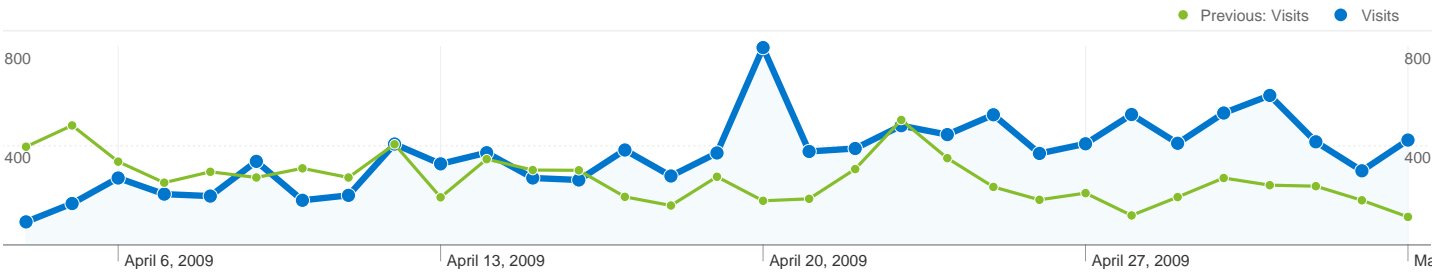
Previous: 43.78% (-5.00%)

## Technical Profile

Browser	Visits	% visits	Connection Speed	Visits	% visits
Internet Explorer			Unknown		
Apr 4, 2009 - May 4, 2009	6,650	58.76%	Apr 4, 2009 - May 4, 2009	4,647	41.06%
Mar 4, 2009 - Apr 3, 2009	5,042	60.82%	Mar 4, 2009 - Apr 3, 2009	3,754	45.28%
% Change	31.89%	-3.39%	% Change	23.79%	-9.33%
Firefox			DSL		
Apr 4, 2009 - May 4, 2009	3,529	31.18%	Apr 4, 2009 - May 4, 2009	3,967	35.05%
Mar 4, 2009 - Apr 3, 2009	2,486	29.99%	Mar 4, 2009 - Apr 3, 2009	2,633	31.76%
% Change	41.95%	3.98%	% Change	50.66%	10.36%

Chrome		
Apr 4, 2009 - May 4, 2009	869	7.68%
Mar 4, 2009 - Apr 3, 2009	544	6.56%
% Change	59.74%	17.01%
Safari		
Apr 4, 2009 - May 4, 2009	164	1.45%
Mar 4, 2009 - Apr 3, 2009	154	1.86%
% Change	6.49%	-22.00%
Opera		
Apr 4, 2009 - May 4, 2009	96	0.85%
Mar 4, 2009 - Apr 3, 2009	48	0.58%
% Change	100.00%	46.49%

Cable		
Apr 4, 2009 - May 4, 2009	2,411	21.30%
Mar 4, 2009 - Apr 3, 2009	1,771	21.36%
% Change	36.14%	-0.28%
T1		
Apr 4, 2009 - May 4, 2009	151	1.33%
Mar 4, 2009 - Apr 3, 2009	78	0.94%
% Change	93.59%	41.80%
Dialup		
Apr 4, 2009 - May 4, 2009	118	1.04%
Mar 4, 2009 - Apr 3, 2009	49	0.59%
% Change	140.82%	76.39%



## All traffic sources sent a total of 11,318 visits

### 28.53% Direct Traffic

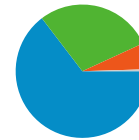
Previous: 27.02% (5.59%)

### 64.62% Referring Sites

Previous: 64.99% (-0.57%)

### 6.36% Search Engines

Previous: 7.19% (-11.51%)



- **Referring Sites**  
7,314.00 (64.62%)
- **Direct Traffic**  
3,229.00 (28.53%)
- **Search Engines**  
720.00 (6.36%)
- **Other**  
55 (0.49%)

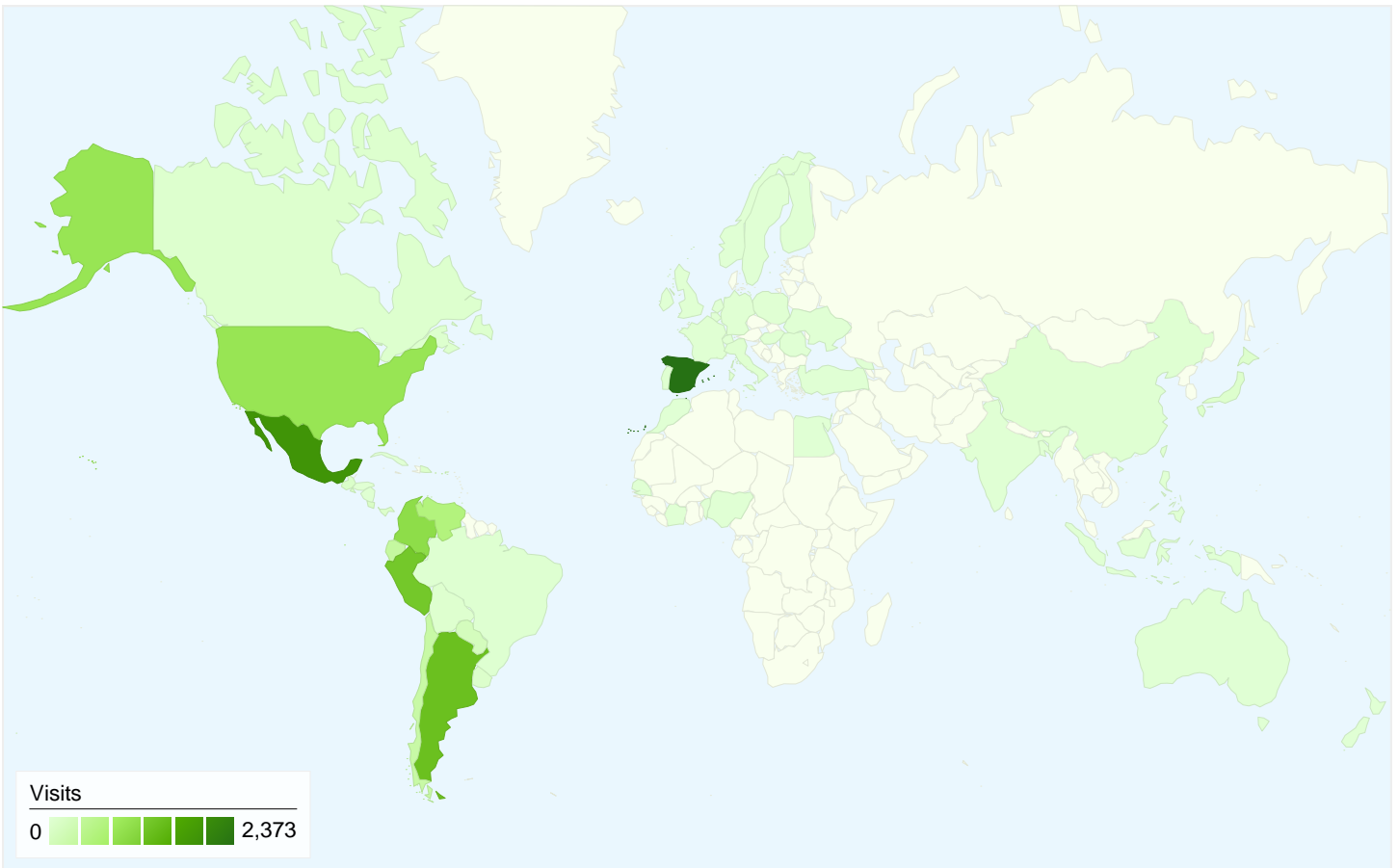
## Top Traffic Sources

Sources	Visits	% visits
(direct) ((none))		
Apr 4, 2009 - May 4, 2009	3,229	28.53%
Mar 4, 2009 - Apr 3, 2009	2,240	27.02%
% Change	44.15%	5.59%
google (organic)		
Apr 4, 2009 - May 4, 2009	585	5.17%
Mar 4, 2009 - Apr 3, 2009	517	6.24%
% Change	13.15%	-17.12%
ning.com (referral)		
Apr 4, 2009 - May 4, 2009	393	3.47%
Mar 4, 2009 - Apr 3, 2009	224	2.70%
% Change	75.45%	28.51%
mail.google.com (referral)		
Apr 4, 2009 - May 4, 2009	347	3.07%
Mar 4, 2009 - Apr 3, 2009	125	1.51%
% Change	177.60%	103.33%
es.mg40.mail.yahoo.com (referral)		

Keywords	Visits	% visits
emprendedor digital		
Apr 4, 2009 - May 4, 2009	131	18.19%
Mar 4, 2009 - Apr 3, 2009	110	18.46%
% Change	19.09%	-1.42%
http://www.emprendedor digital.com/		
Apr 4, 2009 - May 4, 2009	83	11.53%
Mar 4, 2009 - Apr 3, 2009	4	0.67%
% Change	1,975.00%	1,617.64%
http://www.emprendedor digital.com/profile/fa_bi		
Apr 4, 2009 - May 4, 2009	52	7.22%
Mar 4, 2009 - Apr 3, 2009	0	0.00%
% Change	100.00%	100.00%
http://www.emprendedor digital.com/profile/fa_bi		
Apr 4, 2009 - May 4, 2009	34	4.72%
Mar 4, 2009 - Apr 3, 2009	15	2.52%
% Change	126.67%	87.63%
alpa internacional		

Apr 4, 2009 - May 4, 2009	193	1.71%
Mar 4, 2009 - Apr 3, 2009	156	1.88%
% Change	23.72%	-9.38%

Apr 4, 2009 - May 4, 2009	29	4.03%
Mar 4, 2009 - Apr 3, 2009	11	1.85%
% Change	163.64%	118.23%



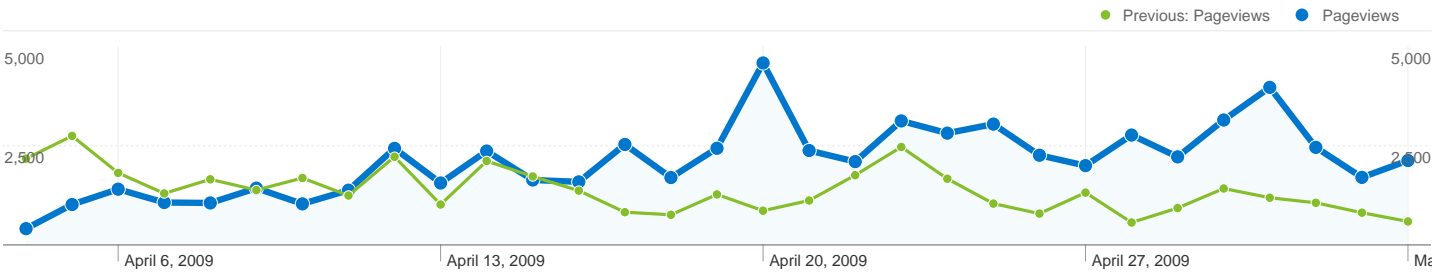
## 11,318 visits came from 67 countries/territories

Site Usage


Visits	Pages/Visit	Avg. Time on Site	% New Visits	Bounce Rate	
<b>11,318</b> Previous: 8,290 (36.53%)	<b>5.81</b> Previous: 5.18 (12.26%)	<b>00:08:38</b> Previous: 00:07:37 (13.27%)	<b>41.67%</b> Previous: 43.91% (-5.10%)	<b>33.09%</b> Previous: 34.66% (-4.52%)	
Country/Territory	Visits	Pages/Visit	Avg. Time on Site	% New Visits	Bounce Rate
<b>Spain</b>					
April 4, 2009 - May 4, 2009	<b>2,373</b>	6.39	00:09:50	33.92%	29.37%
March 4, 2009 - April 3, 2009	<b>1,490</b>	5.69	00:07:46	40.13%	33.02%
% Change	<b>59.26%</b>	12.23%	26.79%	<b>-15.48%</b>	-11.05%
<b>Mexico</b>					
April 4, 2009 - May 4, 2009	<b>1,891</b>	4.67	00:07:33	44.26%	35.48%
March 4, 2009 - April 3, 2009	<b>1,342</b>	4.57	00:07:16	42.47%	41.51%
% Change	<b>40.91%</b>	2.36%	3.99%	4.21%	-14.51%
<b>Argentina</b>					
April 4, 2009 - May 4, 2009	<b>1,336</b>	6.08	00:08:13	43.26%	30.69%


March 4, 2009 - April 3, 2009	<b>1,525</b>	6.33	00:08:26	35.15%	28.13%
% Change	<b>-12.39%</b>	<b>-3.84%</b>	<b>-2.44%</b>	<b>23.09%</b>	<b>9.09%</b>
Peru					
April 4, 2009 - May 4, 2009	<b>1,248</b>	7.14	00:09:53	46.79%	35.10%
March 4, 2009 - April 3, 2009	<b>843</b>	4.79	00:08:57	63.11%	33.33%
% Change	<b>48.04%</b>	<b>48.92%</b>	<b>10.44%</b>	<b>-25.85%</b>	<b>5.29%</b>
Colombia					
April 4, 2009 - May 4, 2009	<b>1,006</b>	4.98	00:06:31	49.40%	36.88%
March 4, 2009 - April 3, 2009	<b>903</b>	4.31	00:05:14	49.28%	37.54%
% Change	<b>11.41%</b>	<b>15.61%</b>	<b>24.48%</b>	<b>0.25%</b>	<b>-1.77%</b>
United States					
April 4, 2009 - May 4, 2009	<b>912</b>	5.86	00:08:46	33.00%	36.18%
March 4, 2009 - April 3, 2009	<b>646</b>	4.41	00:05:29	27.55%	43.03%
% Change	<b>41.18%</b>	<b>32.75%</b>	<b>59.91%</b>	<b>19.78%</b>	<b>-15.92%</b>
Venezuela					
April 4, 2009 - May 4, 2009	<b>614</b>	6.28	00:10:31	40.07%	26.55%
March 4, 2009 - April 3, 2009	<b>245</b>	5.20	00:08:46	43.27%	33.47%
% Change	<b>150.61%</b>	<b>20.61%</b>	<b>19.90%</b>	<b>-7.40%</b>	<b>-20.68%</b>
Ecuador					
April 4, 2009 - May 4, 2009	<b>369</b>	5.91	00:08:36	36.86%	31.71%
March 4, 2009 - April 3, 2009	<b>225</b>	4.79	00:08:44	63.56%	34.67%
% Change	<b>64.00%</b>	<b>23.37%</b>	<b>-1.45%</b>	<b>-42.01%</b>	<b>-8.54%</b>
Chile					
April 4, 2009 - May 4, 2009	<b>324</b>	6.03	00:08:29	60.80%	37.65%
March 4, 2009 - April 3, 2009	<b>162</b>	3.52	00:03:14	72.22%	36.42%
% Change	<b>100.00%</b>	<b>71.32%</b>	<b>162.41%</b>	<b>-15.81%</b>	<b>3.39%</b>
Puerto Rico					
April 4, 2009 - May 4, 2009	<b>231</b>	7.25	00:10:54	24.24%	23.81%
March 4, 2009 - April 3, 2009	<b>83</b>	4.55	00:06:09	40.96%	22.89%
% Change	<b>178.31%</b>	<b>59.22%</b>	<b>77.04%</b>	<b>-40.82%</b>	<b>4.01%</b>


1 - 10 of 67



## Pages on this site were viewed a total of 65,784 times


 **65,784 Pageviews**  
Previous: 42,922 (53.26%)


 **48,786 Unique Views**  
Previous: 32,012 (52.40%)

 **33.09% Bounce Rate**  
Previous: 34.66% (-4.52%)

## AdSense Performance

 **52,741 AdSense Page Impressions**  
Previous: 35,448 (48.78%)

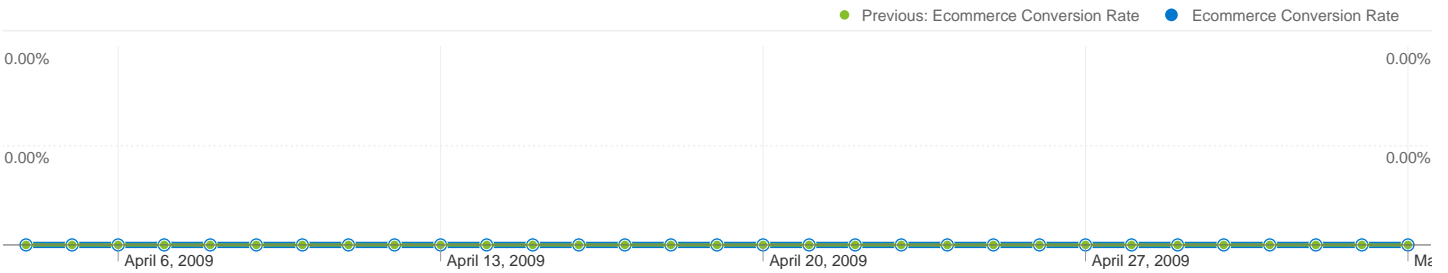
 **\$54.89 AdSense Revenue**  
Previous: \$28.70 (91.26%)

 **164,726 AdSense Unit Impressions**  
Previous: 117,331 (40.39%)

## Top Content

Pages	Pageviews	% Pageviews
<b>/index.html</b>		
Apr 4, 2009 - May 4, 2009	5,462	8.30%
Mar 4, 2009 - Apr 3, 2009	4,326	10.08%
% Change	26.26%	-17.62%
<b>/profiles/message/listInbox</b>		
Apr 4, 2009 - May 4, 2009	1,914	2.91%
Mar 4, 2009 - Apr 3, 2009	1,246	2.90%
% Change	53.61%	0.23%

/profiles/members/index.html		
Apr 4, 2009 - May 4, 2009	1,478	2.25%
Mar 4, 2009 - Apr 3, 2009	1,341	3.12%
% Change	10.22%	-28.09%
/main/invitation/new?sent=1		
Apr 4, 2009 - May 4, 2009	949	1.44%
Mar 4, 2009 - Apr 3, 2009	627	1.46%
% Change	51.36%	-1.25%
/profiles/friendrequest/listReceived		
Apr 4, 2009 - May 4, 2009	762	1.16%
Mar 4, 2009 - Apr 3, 2009	597	1.39%
% Change	27.64%	-16.72%



### Sales of 0 products generated \$0.00

**0.00% Conversion Rate**

Previous: 0.00% (0.00%)

**0 Transactions**

Previous: 0 (0.00%)

**\$0.00 Average Order Value**

Previous: \$0.00 (0.00%)

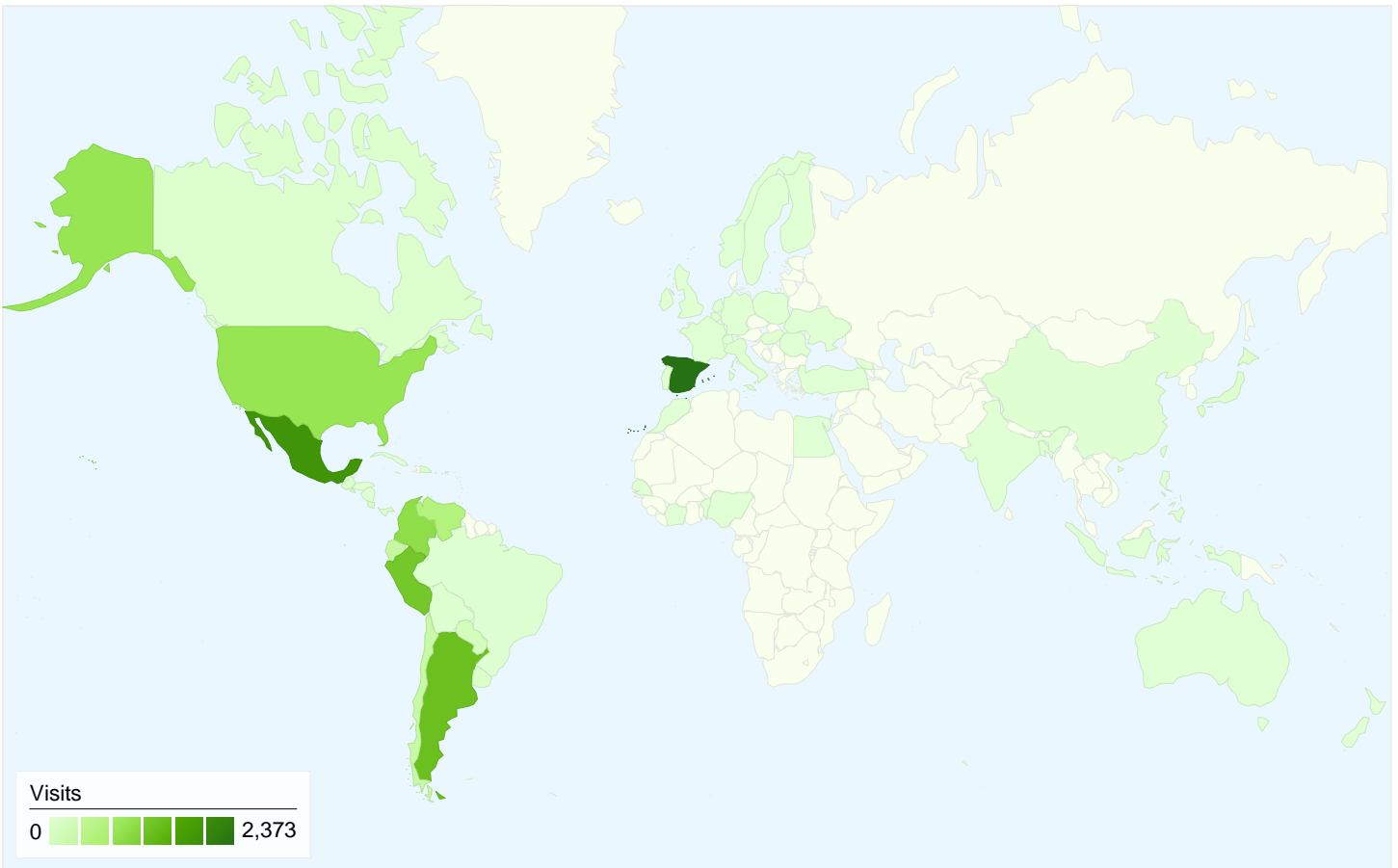
**0 Purchased Products**

Previous: 0 (0.00%)

### Top Revenue Sources

Products	Items	Revenue
There is no data for this view.		

Sources / Medium	Revenue	% Revenue
There is no data for this view.		



## 11,318 visits came from 67 countries/territories

Site Usage

Visits	Pages/Visit	Avg. Time on Site	% New Visits	Bounce Rate	
<b>11,318</b> Previous: 8,290 (36.53%)	<b>5.81</b> Previous: 5.18 (12.26%)	<b>00:08:38</b> Previous: 00:07:37 (13.27%)	<b>41.67%</b> Previous: 43.91% (-5.10%)	<b>33.09%</b> Previous: 34.66% (-4.52%)	
Country/Territory	Visits	Pages/Visit	Avg. Time on Site	% New Visits	Bounce Rate
<b>Spain</b>					
April 4, 2009 - May 4, 2009	<b>2,373</b>	6.39	00:09:50	33.92%	29.37%
March 4, 2009 - April 3, 2009	<b>1,490</b>	5.69	00:07:46	40.13%	33.02%
% Change	<b>59.26%</b>	12.23%	26.79%	<b>-15.48%</b>	-11.05%
<b>Mexico</b>					
April 4, 2009 - May 4, 2009	<b>1,891</b>	4.67	00:07:33	44.26%	35.48%
March 4, 2009 - April 3, 2009	<b>1,342</b>	4.57	00:07:16	42.47%	41.51%
% Change	<b>40.91%</b>	2.36%	3.99%	4.21%	-14.51%
<b>Argentina</b>					
April 4, 2009 - May 4, 2009	<b>1,336</b>	6.08	00:08:13	43.26%	30.69%

March 4, 2009 - April 3, 2009	<b>1,525</b>	6.33	00:08:26	35.15%	28.13%
% Change	<b>-12.39%</b>	-3.84%	-2.44%	23.09%	9.09%
Peru					
April 4, 2009 - May 4, 2009	<b>1,248</b>	7.14	00:09:53	46.79%	35.10%
March 4, 2009 - April 3, 2009	<b>843</b>	4.79	00:08:57	63.11%	33.33%
% Change	<b>48.04%</b>	48.92%	10.44%	-25.85%	5.29%
Colombia					
April 4, 2009 - May 4, 2009	<b>1,006</b>	4.98	00:06:31	49.40%	36.88%
March 4, 2009 - April 3, 2009	<b>903</b>	4.31	00:05:14	49.28%	37.54%
% Change	<b>11.41%</b>	15.61%	24.48%	0.25%	-1.77%
United States					
April 4, 2009 - May 4, 2009	<b>912</b>	5.86	00:08:46	33.00%	36.18%
March 4, 2009 - April 3, 2009	<b>646</b>	4.41	00:05:29	27.55%	43.03%
% Change	<b>41.18%</b>	32.75%	59.91%	19.78%	-15.92%
Venezuela					
April 4, 2009 - May 4, 2009	<b>614</b>	6.28	00:10:31	40.07%	26.55%
March 4, 2009 - April 3, 2009	<b>245</b>	5.20	00:08:46	43.27%	33.47%
% Change	<b>150.61%</b>	20.61%	19.90%	-7.40%	-20.68%
Ecuador					
April 4, 2009 - May 4, 2009	<b>369</b>	5.91	00:08:36	36.86%	31.71%
March 4, 2009 - April 3, 2009	<b>225</b>	4.79	00:08:44	63.56%	34.67%
% Change	<b>64.00%</b>	23.37%	-1.45%	-42.01%	-8.54%
Chile					
April 4, 2009 - May 4, 2009	<b>324</b>	6.03	00:08:29	60.80%	37.65%
March 4, 2009 - April 3, 2009	<b>162</b>	3.52	00:03:14	72.22%	36.42%
% Change	<b>100.00%</b>	71.32%	162.41%	-15.81%	3.39%
Puerto Rico					
April 4, 2009 - May 4, 2009	<b>231</b>	7.25	00:10:54	24.24%	23.81%
March 4, 2009 - April 3, 2009	<b>83</b>	4.55	00:06:09	40.96%	22.89%
% Change	<b>178.31%</b>	59.22%	77.04%	-40.82%	4.01%

1 - 10 of 67